

Analysis of Cepsa's Impacts and Dependencies

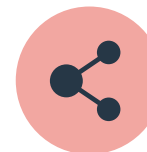


Scope



Energy Parks

Located in **Campo de Gibraltar** (Cádiz) and **Palos de la Frontera** (Huelva), they stand out as strategic assets for us and key to facilitating our energy transition strategy. They have **excellent connections**, and are strategically located in southern Europe, next to relevant ports and close to key markets and major industrial customers. Through **innovation and technology**, we want to bring out their full potential to develop new green products and decarbonize our production process.



Chemical Plants

Located in **Spain, Canada, Brazil, Nigeria and China**, and oleochemical plants in **Indonesia and Germany**. The domestic plants are located next to our energy parks and process raw materials with high added value. Our **products** are variously used in various forms as raw materials for detergents, resins, electronic components, synthetic fibers and pharmaceuticals, among other things.

Methodology



Commercial & Clean Energies

We have two **lubricant** plants, five **bitumen** plants, **air and marine fuel** services, and several **power** plants that supply other businesses, as well as the Alijar wind farm. We also develop decarbonization solutions by creating **biofuel, hydrogen** and **renewable energy** business value chains.



Trading

This business includes the **supply of raw materials** for our production facilities, **storage** management and the **product channel**, in coordination with all of the company's business units. It also allows us to have a presence in **international markets**.



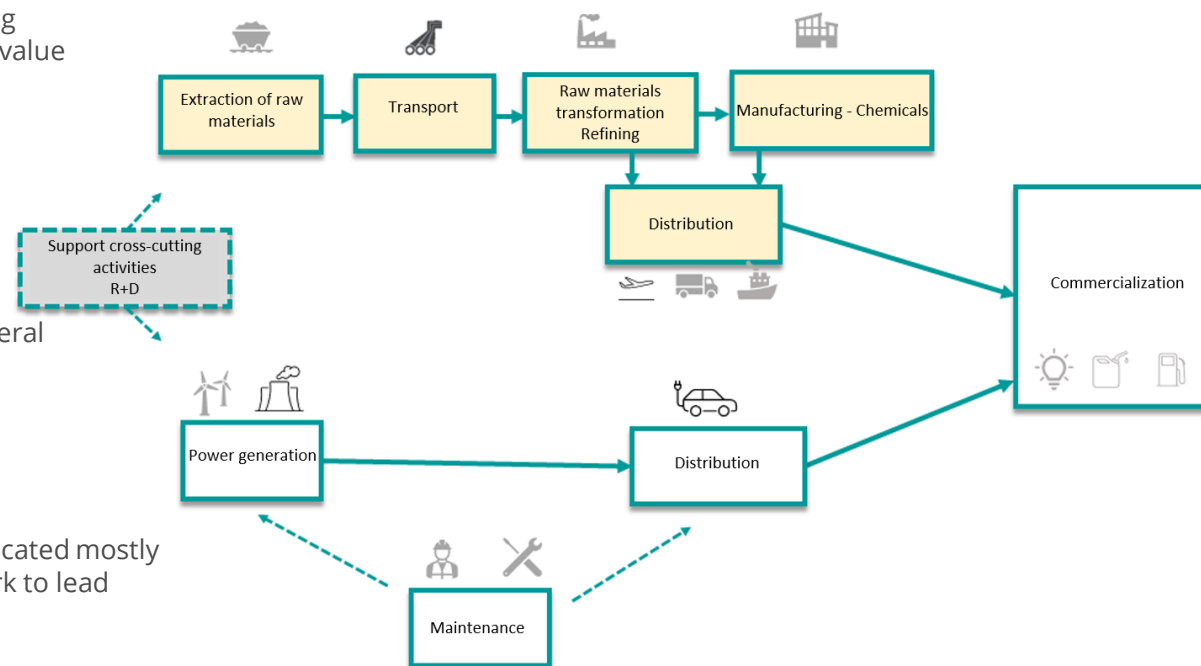
Exploration and Production

Located in **Colombia, Peru** and **Argelia**, we have several assets to extract raw materials.



Mobility & New Commerce


We have an extensive network of **service stations** located mostly on the **Iberian Peninsula**, which supply fuel and work to lead **ultra-fast recharging** on the road.



Results

The assessment of natural capital **dependencies and impact** has been carried out using two tools, both of which are internationally accepted and recognized: **ENCORE** and **Sectoral Materiality Tool (SBTN)**, respectively.

Scope



Methodology

- 01** Identification of the **economic activities** carried out by Cepsa.
- 02** Use of analysis **tools**.
- 03** Classification of activities according to **ISIC** (International Standard Industrial Classification of All Economic Activities) and **GSIC** (Global Industry Classification Standard) codes, used as input data by the ENCORE tool.
- 04** Organization of the **results** in four **matrices**: general dependencies, dependencies by business, general impact and impact by business. Each one shows the most relevant activities taking into account the company's direct operations and always in relation to natural capital and biodiversity, in terms of impact (drivers of biodiversity loss and their corresponding pressures) and dependencies (ecosystem services and their link with environmental elements).

Results

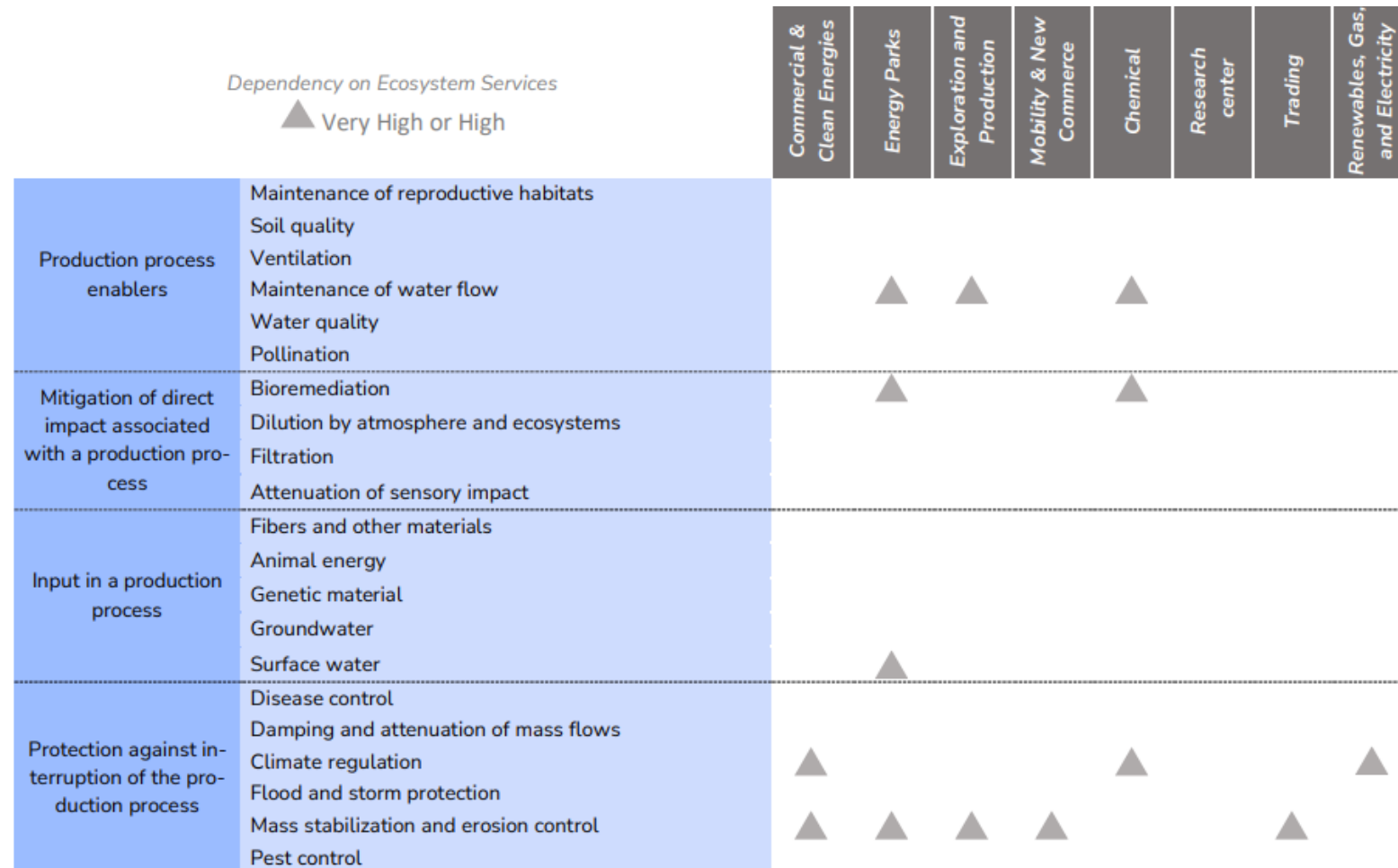


The **ecosystem services** on which the company is most dependent are those related to the mitigation of direct impact associated with a production process (**bioremediation**) and protection against disruption of the production process (**climate regulation, flood and storm protection, and mass stabilization and erosion control**), not to mention **water-related** services that facilitate production processes or raw materials.

Scope

Methodology

Results



High or very high dependencies on the ecosystem services of Cepsa's businesses.

Of the impacts generated by the company, considering the totality of the businesses analyzed, pollution pressures from **waste generation**, use of **terrestrial ecosystems** and **water and soil** contamination are the most significant.

Scope

Methodology

Results

Contribution to drivers of impact
▲ Very High or High

Drivers of Impact		Commercial & Clean	Energy Parks	Exploration and Production	Mobility & New Commerce	Chemical	Research Center	Trading	Renewables, Gas, and Electricity
Change of Use	Terrestrial ecost.		▲						
	Inland aquatic ecost.								
	Marine Ecost.		▲						
Exploitation of resources	Water use		▲			▲			
	Use of other resources			▲					
Climate Change	GHG emissions		▲			▲			
Pollution	Air (non-GHG)		▲	▲					
	Water		▲	▲		▲			
	Soil		▲	▲		▲			
	Generation of waste		▲			▲			
Invasive species and others	Discomfort								
	Alterations/interferences								

High or very high contribution to the main drivers of impact over natural capital and biodiversity of Cepsa's businesses